

Scorer

Gifford Collegiate
 Corde Valle Golf Club - par 72
 Gilroy, California
 November 5-7, 2018

2-1

(For Scores, click on tee time.)

(For Scores, click on School.)

Hole 4	Hole 8	Hole 11	Hole 15
Hole 5	Hole 9	Hole 12	Hole 16
Hole 6	Hole 10a	Hole 13	Hole 17
Hole 7	Hole 10b	Hole 14	Hole 18

UCLA	Alabama	Georgia Tech
UCLA (B)	Washington	Northwestern
Stanford	Georgia	LSU - IND
ASU	Illinois	Iowa - IND

# 1 Tee-12:30pm	Hole	1	2	3	4	5	6	Out	7	8	9	10	11	12	IN	Total	Official	
UCLA Player	Score																No	
																	WD	DQ

# 1 Tee-12:30pm	Hole	1	2	3	4	5	6	Out	7	8	9	10	11	12	IN	Total	Official	
Stanford Player	Score																No	
																	WD	DQ

# 1 Tee-12:30pm	Hole	1	2	3	4	5	6	Out	7	8	9	10	11	12	IN	Total	Official	
Washington Player	Score																No	
																	WD	DQ

# 1 Tee-12:30pm	Hole	1	2	3	4	5	6	Out	7	8	9	10	11	12	IN	Total	Official	
Illinois Player	Score																No	
																	WD	DQ

# 1 Tee-12:30pm	Hole	1	2	3	4	5	6	Out	7	8	9	10	11	12	IN	Total	Official	
Northwestern Player	Score																No	
																	WD	DQ

# 1 Tee-12:30pm	Hole	1	2	3	4	5	6	Out	7	8	9	10	11	12	IN	Total	Official	
Iowa- IND Player	Score																No	
																	WD	DQ

Login

L



Login

Coach's Stat pages



Comparison

SPiKEMARK

Ranking	Details	Head to Head	Comparisons	Strength of Schedule	500 Rate	Regional assignment
Team 1	UCLA	Stanford	Team 2			
Ranking	1	18	Ranking			
Head to Head	4	4	Head to Head			
Stroke Diff	+18		Stroke Diff			
Common Opp	+100		Common Opp			
USC	+38		USC			
Arizona	+100	-2	Arizona			
Arizona state	+38	-38	Arizona state			
Georgia	+100	-2	Georgia			
Vt. top 25	+18	-38	Vt. top 25			
Vt. top 50	+100	-2	Vt. top 50			
Vt. top 100	+100	-2	Vt. top 100			

51

Schedule Strength

SPiKEMARK

Ranking	Details	Head to Head	Comparisons	Strength of Schedule	500 Rate	Regional assignment
10 individuals allowed here	5 individuals allowed here	10	5	5	10	
IND1	IND1	IND1	IND1	IND1	IND1	IND1
IND2	IND2	IND2	IND2	IND2	IND2	IND2
IND3	IND3	IND3	IND3	IND3	IND3	IND3
IND4	IND4	IND4	IND4	IND4	IND4	IND4
IND5	IND5	IND5	IND5	IND5	IND5	IND5
IND6	IND6	IND6	IND6	IND6	IND6	IND6
IND7	IND7	IND7	IND7	IND7	IND7	IND7
IND8	IND8	IND8	IND8	IND8	IND8	IND8
IND9	IND9	IND9	IND9	IND9	IND9	IND9
IND10	IND10	IND10	IND10	IND10	IND10	IND10

52

.500

SPiKEMARK

Phase 1 - Not available in phase 1
Will be created in phase 2.

59

Regional

SPiKEMARK

Phase 1 - Not available in phase 1
Will be created in phase 2.

60

Login

L

Phase 1 - Agent screen and committee screen will be identical in phase 1. Agents do not get 57 & 58

Phase 2- Committee screens are improved. Agents do not get 59

Team Ranking

SPiKEMARK

X Committee Portal

Comparisons

NCAA Division I - Men's Team Ranking

Ranking	Details	Head to Head	Comparisons	Strength of Schedule	500 Rate	Regional assignment
1	UCLA	10370	+17.50			
2	Oklahoma State	10357	+12.50			

53

Player Ranking

SPiKEMARK

NCAA Division I - Men's Team Ranking

Player Ranking

April 12, 2018

54

Phase 1 - These 4 screens will utilize the same interface as frontend (close variation)

Will be specialized for phase 2.

Team Dead2Head

SPiKEMARK

Team 1

UCLA

Total Stroke Diff

310-11-1

57

Player Dead2Head

SPiKEMARK

Player 1

Total Stroke Diff

310-11-1

58

Team Detail

SPiKEMARK

UCLA 2018-19

Tournaments: 12, Round: 36, Average Strokes: 284.22, Average To Par: -1.67.22, Ranking: 8

55

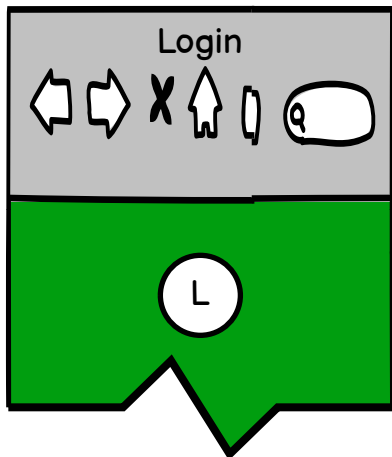
Player Detail

SPiKEMARK

UCLA 2018-19

Tournaments: 12, Round: 36, Average Strokes: 284.22, Average To Par: -1.67.22, Ranking: 8

56



PHASE 1 - The data entry for venue will be identical to the interface in tournament section

Phase 2 - visuals (photography) are added for each hole

Venue Portal - Venue Details

Details

Tournament Name : *

City : *


State : *


Host : Lorem ipsum host name ▼

Dates : 25-Aug-2020 ▼

Social Media Hashtag : #ucla

Tournament Logo :





Browse or drop files here

61

Live Scoring

Yes No

Team Tournament? : Individual Tournament? :

How Many Teams Playing? : How Many Team Individuals Playing? :

How Many Players Per Team? : How Many Non Competing Team Individuals Playing? :

How Many Counters Per Team? :

Total Number of Round :

Venue Portal - The Course

How many golf courses will be played?

Golf Course

*after year one, load same golf courses)

62

Enter the name of the course

Hole	1	2	3	4	5	6	7	8	9	10	OUT	11	12	13	14	15	16	17	18	19	IN	Total
Par	4	4	4	5	5	3	3	4	4	5	36	5	4	4	4	4	4	3	5	5	36	72
Yardage	376	366	125	523	445	487	227	368	254	145	3766	145	256	458	158	456	147	369	159	159	3211	6999
Time Par	4	4	4	5	5	3	3	4	4	5	Turn time 3	5	4	4	4	4	4	3	5	5	Turn time 2	Total 3:05

